

Back to...

rense  
News

**GET VISIBLE!** Advertise Here. [Find Out More](#)



[To quote Dr. Birkmayer: " NADH is the biological Rocket Fuel "](#)



[A Full Body Cellular Oxygen Detox](#)

ALT NEWS



Share Our Stories! - Click Here

## **Absolute Visual Proof How The BioWeapon Destroys The Blood And Circulation - Photos, Video**

Jeff Rense and Erica Khan  
Exclusive To Rense  
12-23-21

The following images are from a female medical doctor. The images and video you will see are of blood drawn from her 17 year old son and 26 year old daughter.

Despite continual warnings and full documentation from his physician mother, her 17 year old son snuck out and took the BioWeapon injection. One can only imagine how the mother feels. The young man works in a pizza shop. One of his friends also took the BioWeapon and is now permanently disabled having suffered severe heart problems after the injection.

Being a doctor, she took multiple blood samples from both daughter and son which you will see below. We are very grateful for her kindness in sharing these photos and for 'Bruce' for making the connection.

Note that the blood samples in all of the photos below are from the original blood drawn (only one draw) from both the 17 year old son and 26 year old daughter.

The first photos were taken about 10 minutes after the blood was drawn and put in a glass container. The second photos were taken 20 minutes after the blood was drawn.

The doctor was shocked and stunned at the condition of her 17 year old son's blood as you will see below...



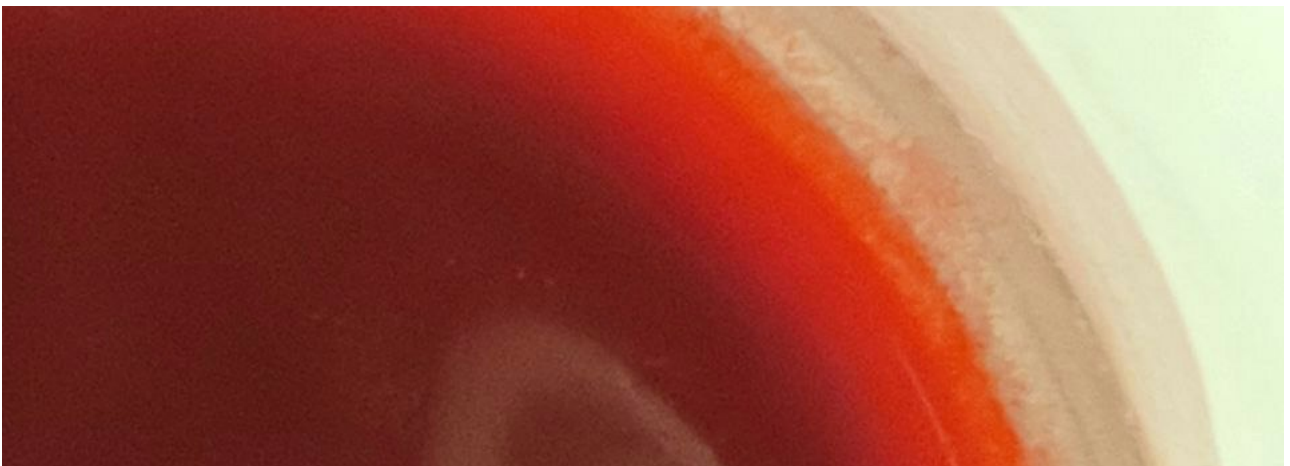


**Blood samples taken Dec. 17, 2021**

**Unvaccinated**

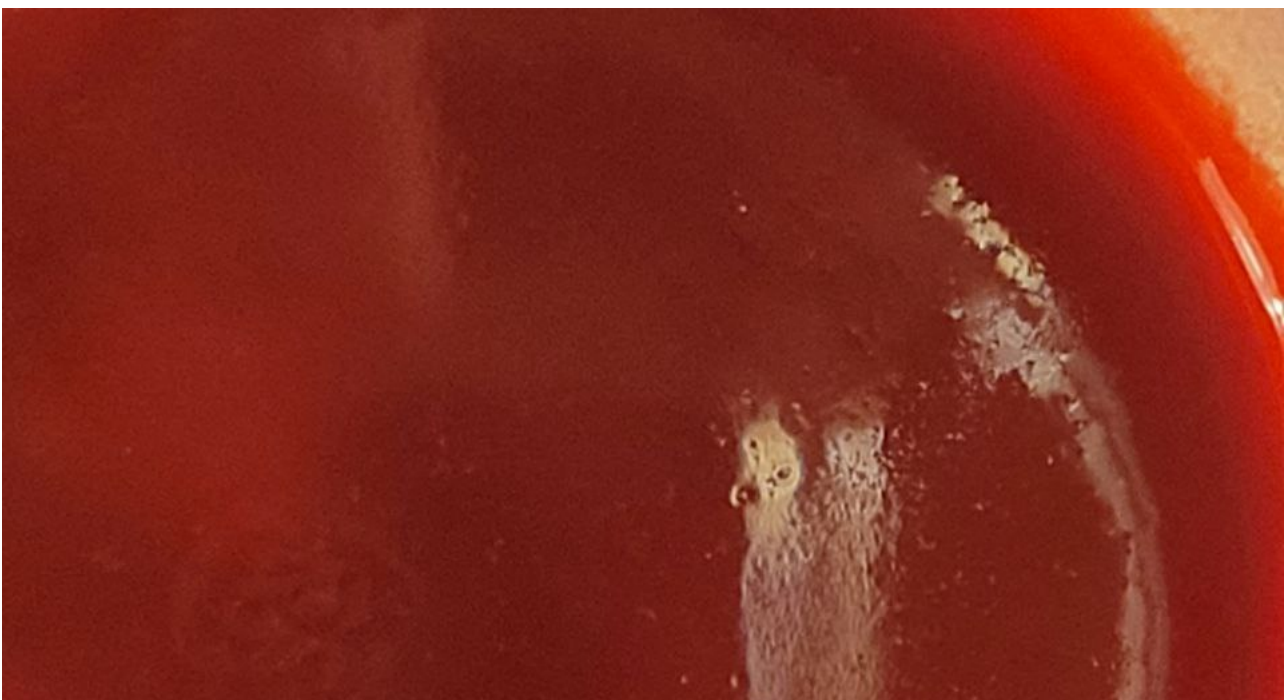
**26 year old woman**

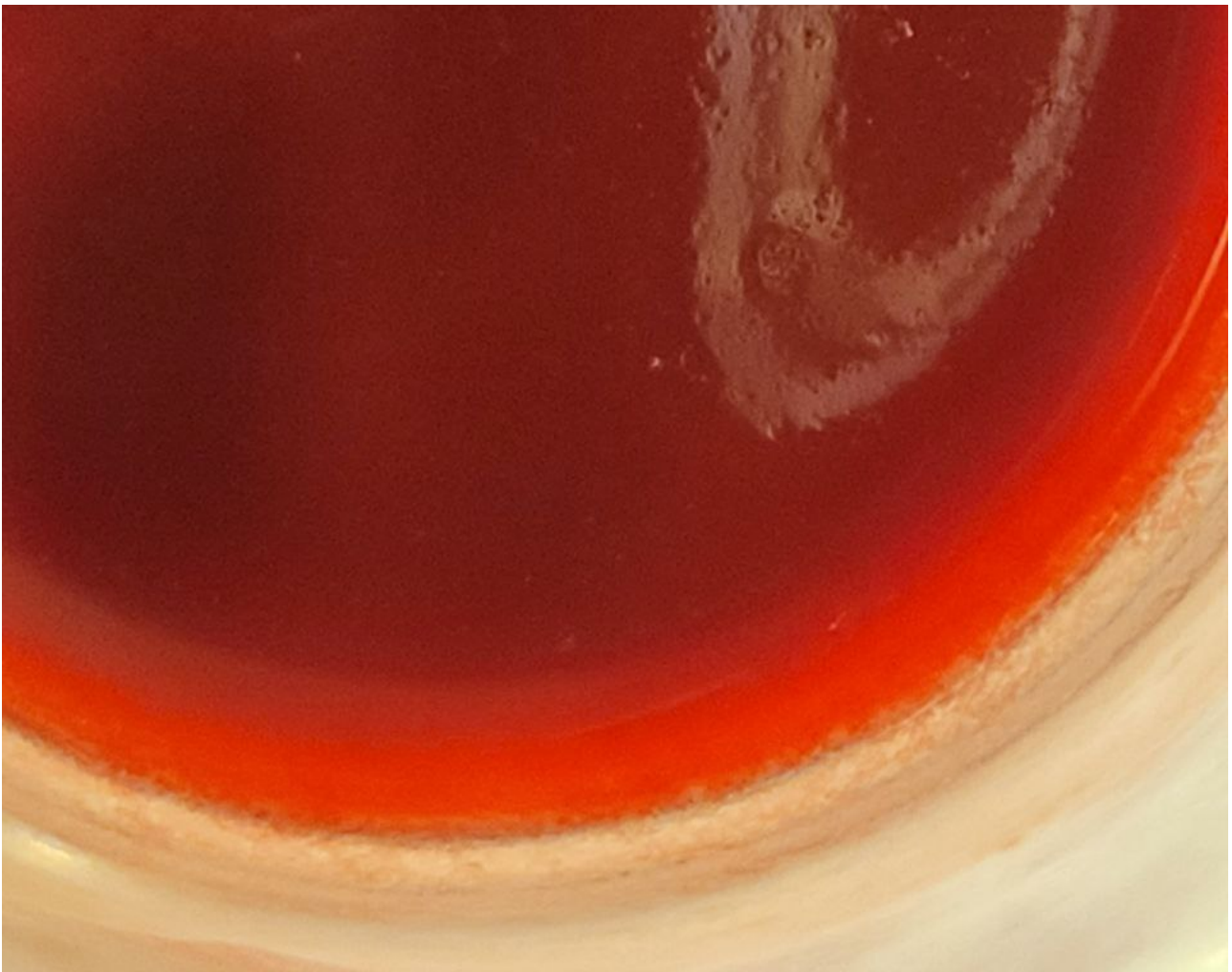
Unvaccinated 26 year old daughter's blood 10 MINUTES after the blood was drawn on December 17, 2021.  
Note the smooth consistency and normal appearance.





Unvaccinated 26 year old daughter's blood 20 MINUTES after the blood was drawn on December 17, 2021.  
Smooth consistency and normal.





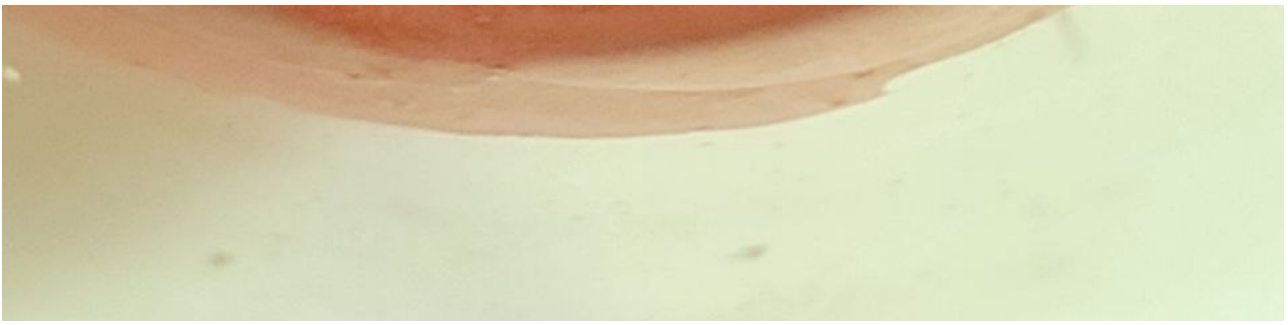
Vaccinated 17 year old son's blood 10 MINUTES after his blood was drawn on December 17, 2021. It is already thick and jelly-like with abnormal clumping and dark, unhealthy spots which appear to be clots forming. Note also, the irregular edges caused by the thick blood not flowing evenly outward. The 17 yr old son was vaccinated (Pfizer) on December 11, 2021 6 days before.



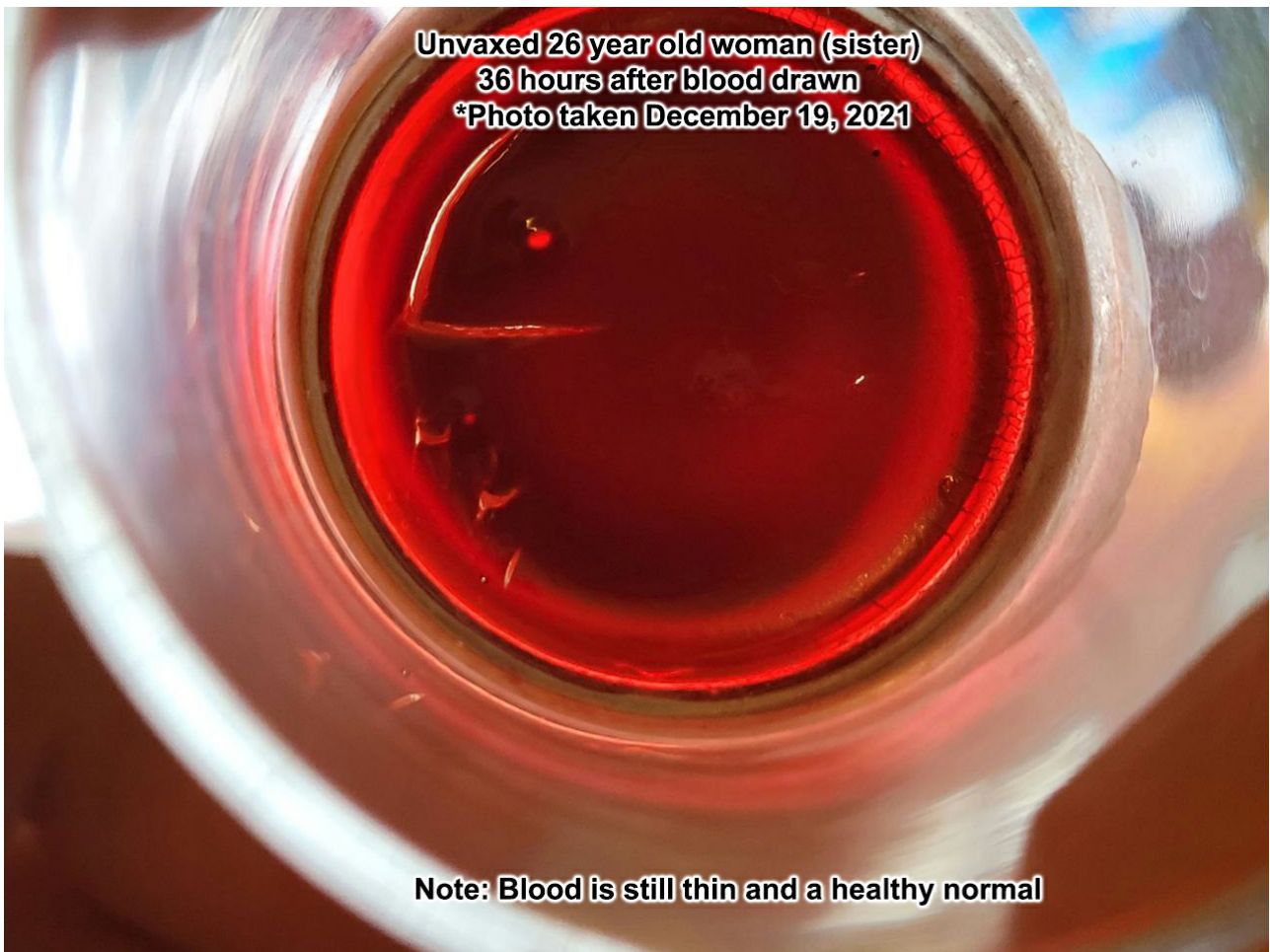


Vaccinated 17 year old son's blood 20 MINUTES after his blood was drawn on December 17, 2021. The blood is clearly thickened and jelly-like with abnormal clumping and dark blood clots which can be seen in the center and bottom edges of the photo. The white reflective pieces clearly transit down into the blood sample as strands, again, possibly fungal in nature.





36 HOURS LATER...



This is the shocking condition of the blood of her (Pfizer) vaccinated 17 yr old son also about 36 HOURS after being drawn on December 17, 2021. Notice the edges and cracks, clumping, coloring and sedimentation. The light coming through the bottom of the glass is making the surface cracks appear white. Look between the 6 and 8 o'clock position and you can easily see the long dark strands coming inward toward the center of the sample. Get a magnifying glass and you'll see how each end of the strands is curved. Conditions of low oxygen, high iron and high protein in such a sample of dried blood are ideal for the growth pathogenic organisms. To the best of our knowledge these photos illustrate the condition of the blood in nearly all vaxed people. It is a wonder that the heart can continue to push this virtually useless sludge through the body. This likely won't last for long.



Video comparison showing the texture and consistency of the blood of the 17 yr old son (top glass) and the 26 year old daughter (bottom glass)

Your browser does not support the video tag.